

HOW TO APPLY:

1. All joints should be cleaned by brush & wash by water.
 2. Ensure that joint are dry before grouting.
 3. Mix the CEMENT POLYMER GROUT with clean water until a lump free smooth paste of uniform colour is obtained.
 4. Use a grout float or rubber squeeze compact the GROUT into joints ensuring that they are completely filled.
 5. Use a sponge or sponge-board dampened with clean water to clean the tile surface.
 6. Allow about 15 minutes for the GROUT to dry a little before cleaning off.
 7. Clean diagonally to the joint lines.
 8. Finally wash with clean water with sponge/ spongeboard to remove any dried GROUT film from tile surface.
- Use of spacers recommended for uniform joint width


ADVANTAGES :

- Easy to install & clean
- Waterproof & Durable finish
- Non cracking
- Stain & Bacterial resistant
- Stain free
- High strength & Versatile
- Cleanable with water
- Hygienic & Chemical Resistant
- Hard & Durable Joints
- Colour fast
- Chemical & Temperature Resistant

AREA OF APLICATION :


- Kitchen
- Bathrooms
- Floors & Walls
- Swimming Pools
- Fountains
- Hospitals
- Operations Theatres
- Restaurants
- Sterilization Rooms
- Cafeterias
- Light Industrial Applications

Pack Size : 1 kg. & 20 kg. (Available water repellent variant also.)



PERLCON JOINTOFILL
Polymer Modified Grout
For wall and Floor Tile/ Stone Joints

Tile & Stone Installation Solutions



TECHNICAL SPECIFICATIONS:


Joint Width : 2 - 6 mm
 Pot Life : 30 minutes
 Curing Time : 24 hours
 Temperature Resistance : 30 °C to 15 °C
 Mixing Ratio : Water : Grout = 1 : 3

Compressive Strength
 24 hours min. 4.00 KN
 48 hours min. 8.00 KN

INSTRUCTIONS:

- Keep out of reach of children.
- Wear suitable gloves and eyes/face protection.
- Alter contact with skin, wash immediately with clean water.

"Perlcon JOINTOFILL" is a white cement-based, polymer-modified grout that helps in achieving hard dense joints which are resistant to shrinkage and cracking and can be used to fill tile joints on walls and floors with a minimum width of 1mm to a maximum width of 10 mm for both interior and exterior applications.




COVERAGE : Approximate coverage grammes/m² of Perlcon JOINTOFILL

Format (In mm)	Thickness (In mm)	Perlcon JOINTOFILL					
		2mm	3mm	4mm	6mm	8mm	10mm
100x100	6	440	660	880	1320	1760	2200
100x150	6	370	555	740	1110	1480	1850
200x100	6	330	495	660	990	1320	1650
300x300	7	180	270	360	540	720	900
300x450	9	190	285	380	570	760	950
300x600	9	170	255	340	510	680	850
600x600	10	130	195	260	390	520	650
1000x1000	12	90	135	180	270	360	450
1200x600	16	150	225	300	450	600	750
1200x2400	16	80	120	160	240	320	400
1800x900	25	160	240	320	480	640	800
1800x1200	25	130	195	260	390	520	650

- The coverage may vary depending on actual job site and workmanship
- It may vary with the size, groove width & groove depth

Perlcon Premix Pvt. Ltd.
 302 Akshay, 53 Shrimali Society, Navrangpura,
 Ahmedabad 380 009, Gujarat, India.
 Ph: +91 79 40246246, 26441325,
 Fax: + 91 79 26569103
 www.perlcon.com
 info@perlcon.com



PERLCON
INNOVATE. CHANGE. LEAD.

G Grout Colours

PERLCON JOINTOFILL

Polymer Modified Grout
for wall and Floor Tile/ Stone Joints

POLYMER MODIFIED, WATER RESISTANT, CEMENT POLYMER GROUT FOR JOINT WIDTH OF 1 - 10MM IN INTERIOR AND EXTERIOR, AVAILABLE IN RANGE OF COLORS.

Our Product Range:

- Sandfree Ready Mix Wall Plasters
- Ready Mix Masonry Mortars
- Maska Putty
- Colourputty
- Tile Joint Filler
- Texture Plaster
- Light Weight Insulation Aggregate (GIB)
- Insulation Plaster
- Light Weight Insulation Concrete
- Expanded perlite
- Light Weight sunk-fill
- Water Proofing Solutions
- Sealants
- Protective Coatings





Sky Blue
Smoke Grey
Mushroom
Pink
Lemon Yellow

Group 1



White
Mareble Beige
Pale Cream
Sandile Wood
Anique White




Emerald
Strawberry
Jaisalmer
Natural Green
Orange

Group 2



Pista
Platinum
Sandstone
Alpine Blue
Canyonrod



Aqua Blue
Ocean Blue
Raven
Cadmium Red
Black

Group 3



Quarry Red
Spectra Blue
Terra Cotta
Light Brown
Sable